

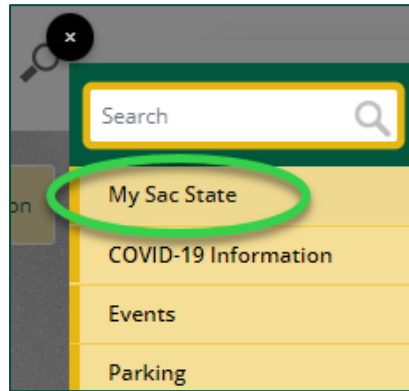
Paying ACE Fee

PAYMENT MUST BE RECEIVED BY EMAILED DUE DATE IN ORDER TO EARN COLLEGE CREDIT FOR YOUR COURSEWORK.



1. You MUST establish a My Sac State identity.

[Please click here](#) to create a My Sac State account.



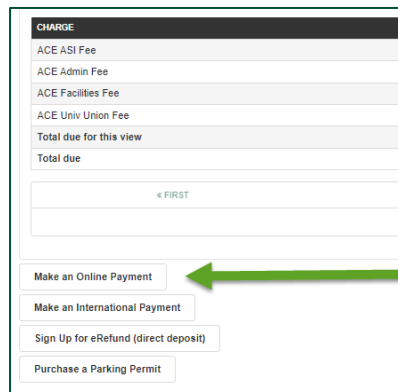
2. From the Sac State main page (csus.edu), click the magnifying glass, then click My Sac State and login.



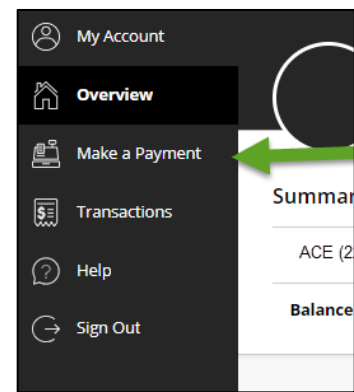
3. Click on the "Student Center" link.



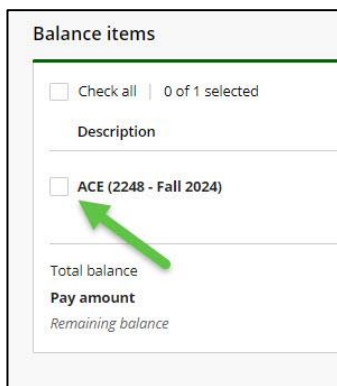
4. Click on "Account Inquiry"



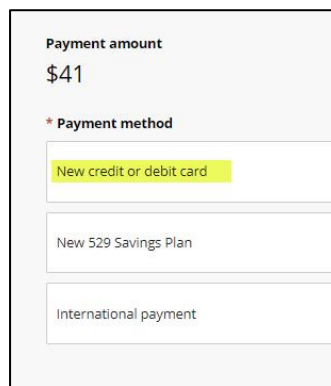
5. Click on "Make an Online Payment"



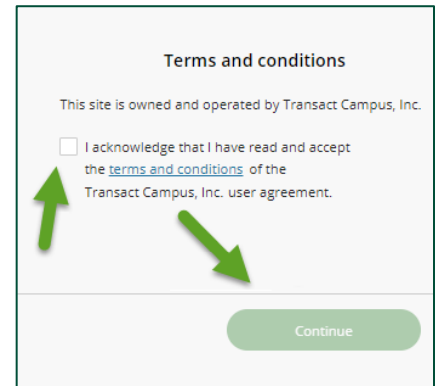
6. Click on "Make a Payment"



7. Check the box next to the fee you would like to pay.
8. Select the relevant term and click Checkout.



9. Select your method of payment and follow prompts to complete payment.



10. Check box to accept terms and conditions, click Continue.